












## Commercial or Mixed Use Area





<u>Overall Image Number</u>	<u>Survey Page</u>	<u>Image on Page</u>	<u>Votes</u>	<u>Group</u>	<u>Percent of Total</u>	<u>Overall Rank</u>	<u>Image</u>	<u>Notes</u>
120	30	4	40	Commercial	70%	7		Single story, varying styles of architecture, colors and materials, outdoor dining, landscaped areas, shade, outdoor furniture, appropriate sign size, Windows,
112	28	4	38	Commercial	67%	10		Corner of commercial development with hip-roof information booth, amenities of varying size, outdoor dining, street lamps, tree plantings
106	27	2	35	Commercial	61%	16		Shopping center with buildings of varying styles; parking against sidewalk; occasional tree plantings along sidewalk and across parking lot





96	24	4	34	Commercial	60%	18		Commercial area with wide pedestrian way; 2-story buildings of different colors; overhangs with outdoor dining; head-in parking at sidewalk
100	25	4	34	Commercial	60%	19		1-story side-gable building with long eaves, columns and stone base, lattice (?) overhang; addition (?) in rear; some plantings, brick crosswalk to entrance
104	26	4	32	Commercial	56%	23		Commercial area consisting of attached two-story buildings with overhangs, abundant windows; brick sidewalk; occasional tree plantings; 'main street' feel
94	24	2	29	Commercial	51%	32		Commercial area; architectural elements; outdoor seating; plaza-like area



102	26	2	29	Commercial	51%	33		Domed commercial structure; sidewalk with benches leads to brick plaza area; lamp posts; landscaping; no parking
113	29	1	29	Commercial	51%	34		Suburban shopping area; attached businesses with parking in between; some plantings and greenery; chain stores
119	30	3	29	Commercial	51%	35		Main street-type development; attached businesses; tree plantings and stairs divide parking from sidewalk; parallel parking; building overhangs
109	28	1	28	Commercial	49%	36		Lively town center type environment; pedestrian way has multicolored brick; amenities face the plaza which has trees, benches, signage, giant checkers game






95	24	3	26	Commercial	46%	45		Compact main street development; buildings close to curb; ~10 ft brick sidewalk with lamp posts, tree plantings, potted plants; parallel parking
121	31	1	25	Commercial	44%	51		Rural style, Mostly wooden materials, few trees, pitched roofs
114	29	2	22	Commercial	39%	57		
98	25	2	20	Commercial	35%	64		



116	29	4	15	Commercial	26%	78	
124	31	4	15	Commercial	26%	79	
107	27	3	12	Commercial	21%	89	
101	26	1	11	Commercial	19%	92	

123	31	3	11	Commercial	19%	93	
108	27	4	10	Commercial	18%	98	
93	24	1	7	Commercial	12%	106	
97	25	1	7	Commercial	12%	107	




118	30	2	7	Commercial	12%	108	
115	29	3	6	Commercial	11%	112	
99	25	3	4	Commercial	7%	120	





122	31	2	4	Commercial	7%	121	
111	28	3	3	Commercial	5%	126	
117	30	1	3	Commercial	5%	127	
110	28	2	2	Commercial	4%	132	







103	26	3	0	Commercial	0%	139	
105	27	1	0	Commercial	0%	140	





# Dining





<u>Overall Image Number</u>	<u>Survey Page</u>	<u>Image on Page</u>	<u>Votes</u>	<u>Group</u>	<u>Percent of Total</u>	<u>Overall Rank</u>	<u>Image</u>	<u>Notes</u>
32	8	4	37	Dining	65%	11		Modern structure with multi-pane full-length windows, metal overhang for outdoor dining, rock and plant landscaping on stone retaining wall
14	4	2	33	Dining	58%	20		Brick commercial building with overhangs, metal railings, outdoor dining; suburban environment; full light double doors
20	5	4	29	Dining	51%	29		Stone veneer building with eaves and brackets; benches and tree/shrub plantings; surrounding greenery; sign not compatible


25	7	1	29	Dining	51%	30		Modern looking commercial building; full size window façade; multi-story with outdoor dining on first story roof
19	5	3	24	Dining	42%	52		Somewhat modern style, tower element, overhangs, close to road, significant landscaping near building, little pedestrian area
21	6	1	22	Dining	39%	55		
23	6	3	22	Dining	39%	56		




16	4	4	19	Dining	33%	65		
17	5	1	18	Dining	32%	67		
15	4	3	16	Dining	28%	71		
29	8	1	15	Dining	26%	75		







28	7	4	13	Dining	23%	84	
31	8	3	13	Dining	23%	85	
24	6	4	12	Dining	21%	88	
22	6	2	9	Dining	16%	100	

18	5	2	8	Dining	14%	103	
27	7	3	8	Dining	14%	104	
30	8	2	7	Dining	12%	105	
13	4	1	4	Dining	7%	118	





26	7	2	4	Dining	7%	119		
----	---	---	---	--------	----	-----	--	--

Office								
<u>Overall Image Number</u>	<u>Survey Page</u>	<u>Image on Page</u>	<u>Votes</u>	<u>Group</u>	<u>Percent of Total</u>	<u>Overall Rank</u>	<u>Image</u>	<u>Notes</u>
125	32	1	47	Office	82%	3		Single story, wood, stone, stucco, earth tones, residential style, windows
140	35	4	35	Office	61%	17		Rectangular 2-story brick building with eaves and brackets; 2x2 windows throughout; overhang at main entrance with double doors; small plantings at each bay
136	34	4	22	Office	39%	58		







129	33	1	21	Office	37%	59	
133	34	1	17	Office	30%	70	
132	33	4	16	Office	28%	74	
135	34	3	14	Office	25%	83	




139	35	3	13	Office	23%	86	
137	35	1	11	Office	19%	94	
127	32	3	10	Office	18%	99	
130	33	2	6	Office	11%	113	
131	33	3	5	Office	9%	116	





138	35	2	5	Office	9%	117		
126	32	2	3	Office	5%	128		
128	32	4	3	Office	5%	129		
134	34	2	1	Office	2%	135		





# Public Spaces, Parks

<u>Overall Image Number</u>	<u>Survey Page</u>	<u>Image on Page</u>	<u>Votes</u>	<u>Group</u>	<u>Percent of Total</u>	<u>Overall Rank</u>	<u>Image</u>	<u>Notes</u>
80	20	4	48	Public Spaces	84%	2		Large trees, grass, gazebo, concrete sidewalk
81	21	1	42	Public Spaces	74%	5		Open space, trees, minimal development, asphalt pathway 10', natural, abundant turf
90	23	2	31	Public Spaces	54%	24		Park pavilion surrounded by distant trees, some open space; part of adjacent pavilion visible; on a slight hill
84	21	4	30	Public Spaces	53%	27		Outdoor dining (possible adaptive use); festive/decorative; lights and industrial theme provide interesting atmosphere dine



87	22	3	30	Public Spaces	53%	28		<p>Park with gazebo, multicolored brick plaza and large tree plantings; open space provides room for people to play or relax</p>
86	22	2	29	Public Spaces	51%	31		<p>Park plaza with stone ornament and surrounding shrubs/plantings; decorative columns and lattice work give it a 'wedding venue' impression; sidewalk provides access to plaza</p>
78	20	2	27	Public Spaces	47%	38		<p>Park with manicured greenery; 7-10ft wide stone walkway lined with benches and lampposts; angular-cut hedges; well maintained lawn and shrubs; campus-like</p>





92	23	4	26	Public Spaces	46%	44		Ampitheatre in park atmosphere; lake just behind; homes very close by; sidewalks, plazas?
91	23	3	25	Public Spaces	44%	50		Trees, Seating, Minimal impervious surfaces, some structures, informal design
82	21	2	23	Public Spaces	40%	54		Lots of hardscaping, few trees/shade, large landscape beds, fountain, unclear use, no seating
77	20	1	20	Public Spaces	35%	62		





79	20	3	20	Public Spaces	35%	63		
85	22	1	14	Public Spaces	25%	81		
89	23	1	14	Public Spaces	25%	82		
83	21	3	10	Public Spaces	18%	97		

88	22	4	3	Public Spaces	5%	125		
----	----	---	---	---------------	----	-----	--	--



Residential								
<u>Overall Image Number</u>	<u>Survey Page</u>	<u>Image on Page</u>	<u>Votes</u>	<u>Group</u>	<u>Percent of Total</u>	<u>Overall Rank</u>	<u>Image</u>	<u>Notes</u>
59	15	3	43	Residential	75%	4		Large homes, somewhat close together, natural setting, large open fields, scattered trees
46	12	2	36	Residential	63%	13		Two-story homes close together; fence running length of homes; sitting on a small ridge; plowing/fieldwork in foreground
74	19	2	36	Residential	63%	14		Large homes with wraparound porches, dormers, and gables, sitting along winding asphalt road; trees, shrubs, and other vegetation plentiful

51	13	3	35	Residential	61%	15		Homes in rural area including a barn and livestock; large trees surround structures, wooden fence on property
50	13	2	33	Residential	58%	22		Rural/semi-rural home with large fenced-in yard; long driveway leading to side of house; connecting sidewalk; lots of greenspace surrounding
53	14	1	30	Residential	53%	26		Suburban area with large homes somewhat close together; sidewalks, driveways, decent size front yard; trees, turf, and shrubs on and around properties
58	15	2	26	Residential	46%	41		Rural-like area containing several large homes varying distances apart; narrow driveways; lots of open space; trees dot property lines; single road access




64	16	4	26	Residential	46%	42		Residential neighborhood with homes close together; no sidewalks; tree in each yard; protruding driveways; very suburban
71	18	3	26	Residential	46%	43		Historic-looking homes sitting close together along street; tall trees in background while small trees surround homes on each side of wooden fence
67	17	3	25	Residential	44%	49		Newer single family detached homes in suburban community; no sidewalks; homes close together; some landscaping
47	12	3	18	Residential	32%	68		











57	15	1	18	Residential	32%	69		
52	13	4	16	Residential	28%	72		
66	17	2	16	Residential	28%	73		
49	13	1	15	Residential	26%	76		



63	16	3	15	Residential	26%	77		
70	18	2	11	Residential	19%	91		
69	18	1	10	Residential	18%	95		
73	19	1	10	Residential	18%	96		

56	14	4	9	Residential	16%	101		
75	19	3	9	Residential	16%	102		
48	12	4	6	Residential	11%	109		
54	14	2	6	Residential	11%	110		


76	19	4	6	Residential	11%	111		
65	17	1	5	Residential	9%	115		
55	14	3	3	Residential	5%	123		
72	18	4	3	Residential	5%	124		

62	16	2	2	Residential	4%	131		
45	12	1	1	Residential	2%	133		
68	17	4	1	Residential	2%	134		
60	15	4	0	Residential	0%	137		





61	16	1	0	Residential	0%	138		
----	----	---	---	-------------	----	-----	--	--


# Streetside Pathways and Sidewalks



<u>Overall Image Number</u>	<u>Survey Page</u>	<u>Image on Page</u>	<u>Votes</u>	<u>Group</u>	<u>Percent of Total</u>	<u>Overall Rank</u>	<u>Image</u>	<u>Notes</u>
40	10	4	48	Sidewalks and Street-side Pathways	84%	1		Concrete sidewalk, separated from street by 5-10', trees between sidewalk and street
33	9	1	40	Sidewalks and Street-side Pathways	70%	6		Wide asphalt pathway, 10', multi use, separate from street by 10', landscape strip on either side, trees,
43	11	3	39	Sidewalks and Street-side Pathways	68%	8		Street lights, sidewalk 4-5' wide, separated from roadway by 5-10', landscape strip between, concrete surface, landscape strip on backside





37	10	1	33	Sidewalks and Street-side Pathways	58%	21		5-foot sidewalk along thoroughfare; multi-use; separated by 7-10' grass strip and guardrails; utility poles and vegetation on other side
42	11	2	25	Sidewalks and Street-side Pathways	44%	48		~5' wide sidewalk along major thoroughfare; small grass strip separating sidewalk from road; trees scattered along roadside
35	9	3	20	Sidewalks and Street-side Pathways	35%	61		

34	9	2	14	Sidewalks and Street-side Pathways	25%	80		
44	11	4	11	Sidewalks and Street-side Pathways	19%	90		
36	9	4	5	Sidewalks and Street-side Pathways	9%	114		
39	10	3	3	Sidewalks and Street-side Pathways	5%	122		







41	11	1	2	Sidewalks and Street-side Pathways	4%	130		
38	10	2	0	Sidewalks and Street-side Pathways	0%	136		


Nature Trails								
<u>Overall Image Number</u>	<u>Survey Page</u>	<u>Image on Page</u>	<u>Votes</u>	<u>Group</u>	<u>Percent of Total</u>	<u>Overall Rank</u>	<u>Image</u>	<u>Notes</u>
1	1	1	38	Trails	67%	9		Natural dirt walking path, 10-12' wide, tall trees on each side creating canopy
12	3	4	36	Trails	63%	12		Asphalt walking path 10' wide, fence, trees, trash cans and benches on one side, shrubs on other side
6	2	2	30	Trails	53%	25		Curvilinear asphalt road in wooded area; surrounded by tall trees; lots of vegetation/shrubs; walking trail or road?

2	1	2	27	Trails	47%	37		Concrete trail ~10 ft wide with path leading to gazebo; surrounding trees; small plantings just off pavement
4	1	4	26	Trails	46%	39		Boardwalk approximately 10' wide; wooded area; multi-use; slightly above ground level
7	2	3	26	Trails	46%	40		5'-7' gravel path through wooded area; thick greenery; trees, logs; no signage, very natural environment
9	3	1	25	Trails	44%	46		Concrete sidewalk about 10' wide leading to road; lined with trees



11	3	3	25	Trails	44%	47		Asphalt trail with trees on both sides; Informational signage/maps; multi-use trail; park atmosphere
5	2	1	23	Trails	40%	53		Very natural/undeveloped, narrow footpath
8	2	4	20	Trails	35%	60		
3	1	3	18	Trails	32%	66		



10	3	2	12	Trails	21%	87		
----	---	---	----	--------	-----	----	--	--